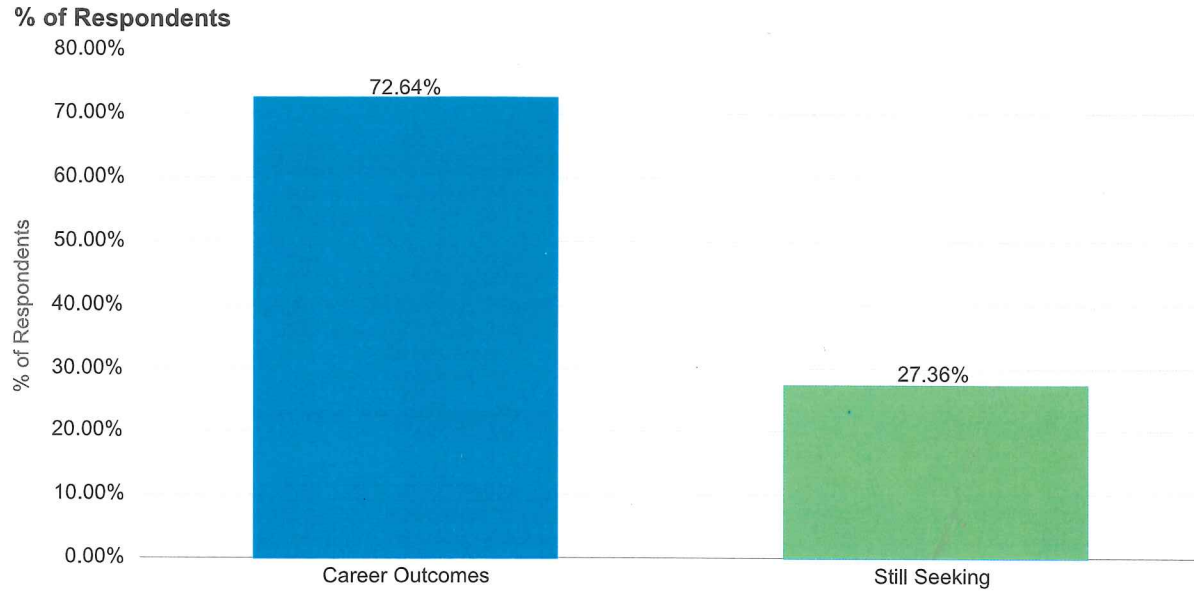


## Career Outcome Grouping



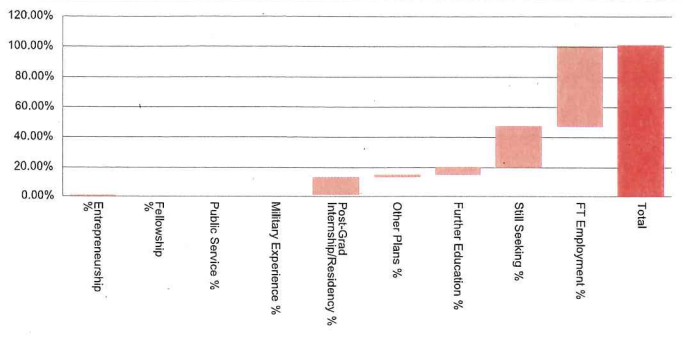
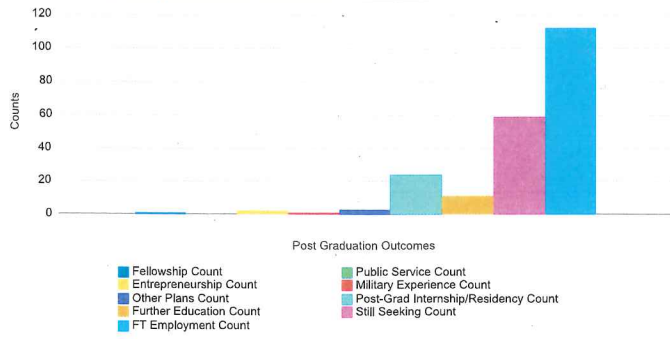
Post Graduation Plans	Respondent Count	% of Respondents
Career Outcomes	154	72.64%
Still Seeking	58	27.36%

### Career Outcomes

Values: Full-Time Employment, Pursuing Further Education/Graduate School, Military Service, Public Service Commitment, Fellowship, Entrepreneurship Endeavor, Post-Graduation Internship/Residency, Other

Program Campus is equal to **University Park**  
**and** Completion Term is equal to **Spring 2017 , Fall 2016 , Summer 2016**  
**and** Academic Group is equal to **Communications**  
**and** Respondent Count is not equal to / is not in **0**

**First Destination Primary Status After Graduation\***



Program Campus is equal to University Park  
 and Completion Term is equal to Spring 2017, Fall 2016, Summer 2016  
 and Academic Group is equal to Communications